

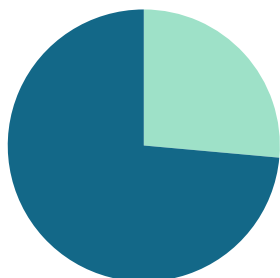
June 2024

Area Delimited by Entire Kamloops MLS

MARKET SUMMARY

Report produced on Jul 11, 2024 for Kirsten Mason

INVENTORY



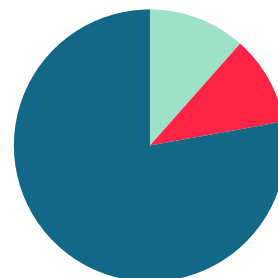
Inventory

- New Listings
589 = 26.42%
- Start Inventory
1,640
- Total Inventory Units
2,229
- Volume
\$1,644,669,503

Market Activity

- Sold Listings
257 = 11.53%
- Other Off Market
237 = 10.63%
- Active Inventory
1,735 = 77.84%

MARKET ACTIVITY



Compared Metrics	June			Year to Date		
	2023	2024	+/-%	2023	2024	+/-%
Sold Listings	306	257	-16.01%	1,355	1,287	-5.02%
New Listings	561	589	4.99%	2,716	3,215	18.37%
Average List Price	595,448	653,095	9.68%	599,698	625,903	4.37%
Average Sale Price	571,657	633,502	10.82%	575,118	601,403	4.57%
Average Percent of Selling Price to List Price	96.29%	96.50%	0.22%	95.61%	95.76%	0.16%
Average Days on Market to Sale	53.74	49.05	-8.72%	57.60	57.62	0.04%
Monthly Inventory	1,253	1,735	38.47%	1,253	1,735	38.47%
Months Supply of Inventory	6.34	8.53	34.56%	6.34	8.53	34.56%

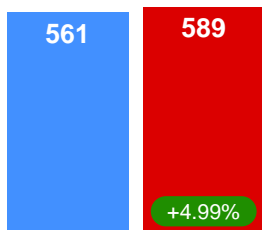
Absorption: Last 12 months, an Average of **204** Sales/Month

Inventory on June 30, 2024 = **1,735**

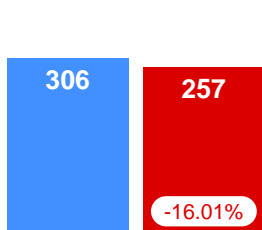
2023 **2024**

JUNE MARKET

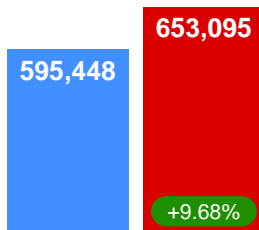
New Listings



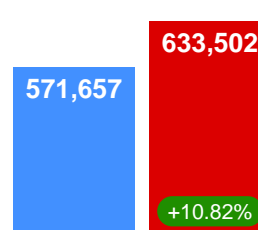
Pending Listings



List Price

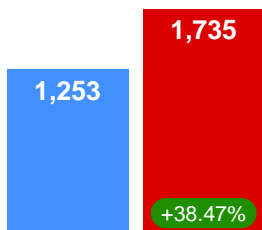


Sale Price

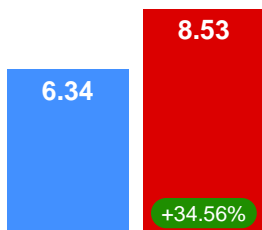


INVENTORY

Active Inventory

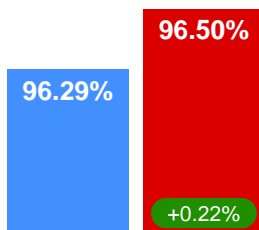


Monthly Supply of Inventory

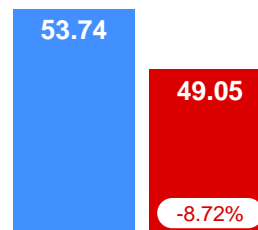


AVERAGE SOLD/LIST RATIO & DOM

Sale/List Ratio



Days on Market



Contact: Kirsten Mason

Phone: (250) 377-3279

Email: kirsten.mason@century21.ca