

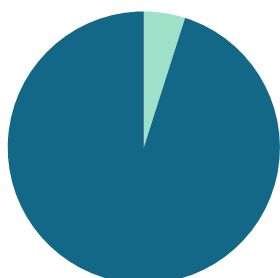
# December 2022

Area Delimited by Entire Kamloops MLS

## MARKET SUMMARY

Report produced on Jan 04, 2023 for Kirsten Mason

### INVENTORY



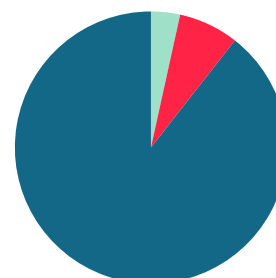
### Inventory

- New Listings  
121 = 4.91%
- Start Inventory  
2,344
- Total Inventory Units  
2,465
- Volume  
\$1,936,022,414

### Market Activity

- Sold Listings  
85 = 3.45%
- Other Off Market  
176 = 7.14%
- Active Inventory  
2,204 = 89.41%

### MARKET ACTIVITY



Compared Metrics	December			Year to Date		
	2021	2022	+/-%	2021	2022	+/-%
Sold Listings	179	85	-52.51%	4,092	2,714	-33.68%
New Listings	123	121	-1.63%	4,934	5,251	6.42%
Average List Price	644,193	600,222	-6.83%	536,355	639,329	19.20%
Average Sale Price	631,031	555,681	-11.94%	533,566	627,655	17.63%
Average Percent of Selling Price to List Price	98.24%	93.08%	-5.25%	99.45%	98.25%	-1.20%
Average Days on Market to Sale	51.05	63.36	24.12%	50.60	41.83	-17.34%
Monthly Inventory	900	2,204	144.89%	900	2,204	144.89%
Months Supply of Inventory	2.64	9.75	269.23%	2.64	9.75	269.23%

**Absorption:** Last 12 months, an Average of 226 Sales/Month

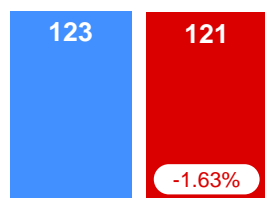
**Inventory** on December 31, 2022 = 2,204

2021 2022

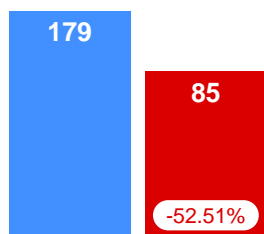
### DECEMBER MARKET

### AVERAGE PRICES

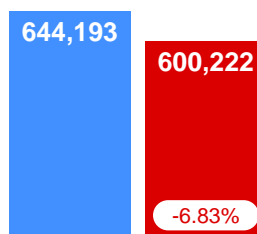
#### New Listings



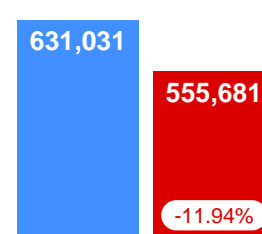
#### Pending Listings



#### List Price



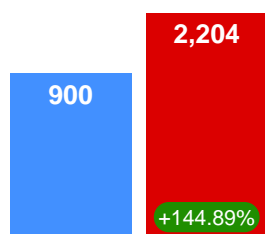
#### Sale Price



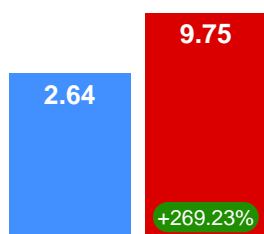
### INVENTORY

### AVERAGE SOLD/LIST RATIO & DOM

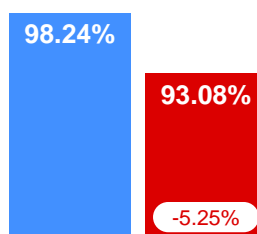
#### Active Inventory



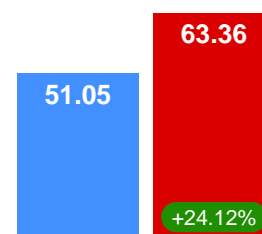
#### Monthly Supply of Inventory



#### Sale/List Ratio



#### Days on Market



Contact: Kirsten Mason

Phone: (250) 377-3279

Email: kirsten.mason@century21.ca