

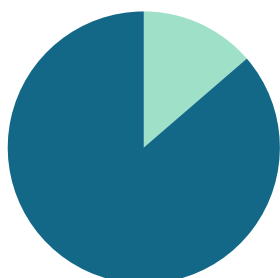
October 2022

Area Delimited by Entire Kamloops MLS

MARKET SUMMARY

Report produced on Nov 06, 2022 for Kirsten Mason

INVENTORY

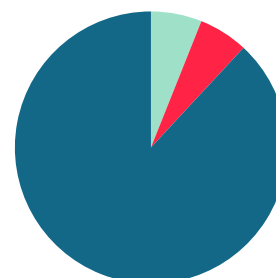


Inventory
 New Listings
366 = 13.67%
 Start Inventory
2,312
 Total Inventory Units
2,678
 Volume
\$2,082,972,432

Market Activity

Sold Listings
162 = 6.05%
 Other Off Market
157 = 5.86%
 Active Inventory
2,359 = 88.09%

MARKET ACTIVITY



Compared Metrics	October			Year to Date		
	2021	2022	+/-%	2021	2022	+/-%
Sold Listings	331	162	-51.06%	3,632	2,485	-31.58%
New Listings	365	366	0.27%	4,518	4,833	6.97%
Average List Price	590,513	603,383	2.18%	526,546	640,185	21.58%
Average Sale Price	585,321	567,976	-2.96%	524,449	631,578	20.43%
Average Percent of Selling Price to List Price	99.15%	94.29%	-4.90%	99.53%	98.72%	-0.81%
Average Days on Market to Sale	37.65	53.36	41.73%	51.27	40.35	-21.30%
Monthly Inventory	1,091	2,359	116.22%	1,091	2,359	116.22%
Months Supply of Inventory	3.14	9.61	206.02%	3.14	9.61	206.02%

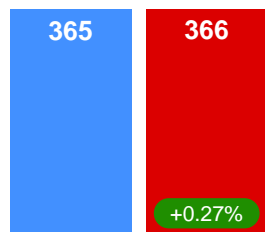
Absorption: Last 12 months, an Average of **245** Sales/Month

Inventory on October 31, 2022 = **2,359** 2021 2022

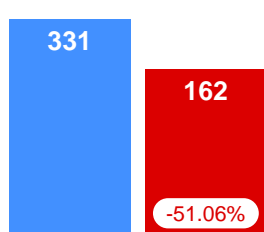
OCTOBER MARKET

AVERAGE PRICES

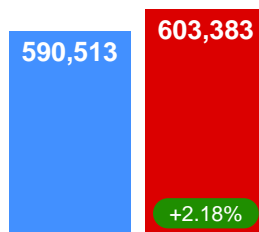
New Listings



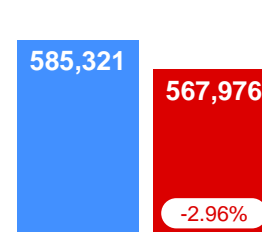
Pending Listings



List Price



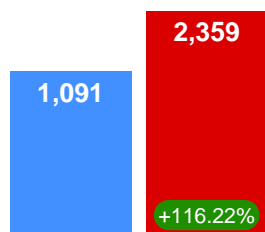
Sale Price



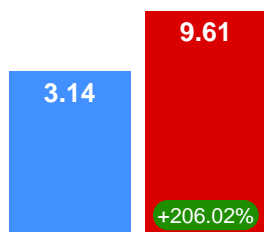
INVENTORY

AVERAGE SOLD/LIST RATIO & DOM

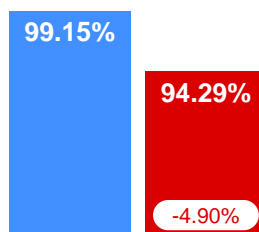
Active Inventory



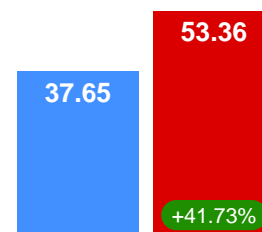
Monthly Supply of Inventory



Sale/List Ratio



Days on Market



Contact: Kirsten Mason

Phone: (250) 377-3279

Email: kirsten.mason@century21.ca